

IGS-1608SM-SE & IGS-804SM-SE

- ◀ 16x GbE RJ45 + 8x 100/1000Base SFP with SyncE & IEEE1588 v2
- ▶ 8x GbE RJ45 + 4x 100/1000Base SFP with SyncE & IEEE1588 v2



- Supports Sync Ethernet & IEEE1588 PTP v2
- Utilizes a DPLL & TCXO for accurate clock recovery.
- Timing accuracy of <20ns for SyncE & IEEE1588 v2
- UL60950-1, EN60950-1, EN62368-1, CE, FCC, EN50121-4, EN61000-6-2, EN61000-6-4 certified
- 2.25K VDC Hi-pot isolation protection for Ethernet ports and power
- 4KV surge protection for UTP and fiber ports



Ver.2022 Jan

These Gigabit Ethernet models are managed industrial grade L2+ switches with 8/16 10/100/1000Base-T ports and 4/8 GbE/Fast SFP ports that provide stable and reliable transmission. They also support timing synchronization features (SyncE & IEEE1588 PTP v2) that allow operators to deliver services with optimal stability and continuity in end to end connectivity. Housed in rugged DIN rail or wall mountable enclosures, these switches are designed for harsh environments, such as industrial networks, security automation applications, intelligent transportation systems (ITS) and are also suitable for many military and utility market applications where environmental conditions exceed commercial product specifications (See Figure). Standard operating temperature range models (-10 to 60°C) and wide operating temperature range models (-40 to 75°C) fulfill the special needs of industrial automation applications.

Features

- Cable diagnostic, measuring cable normal or broken point distance
 - u-Ring, STP, RSTP, MSTP, ITU-T G.8032 Ethernet Ring Protection Switching (ERPS) for redundant cabling
 - Provides 5 instances that each can support μ-Ring, μ-Chain or Sub-Ring type for flexible uses.
(Please see CTC μ-Ring white paper for more details and more topology application)
 - μ-Ring for Redundant Cabling, recovery time<10ms in 250 devices
 - Supports Sync Ethernet allow operators to deliver service with optimal stability and continuity in end-to-end connectivity
 - Supports IEEE 1588 PTP V2 for precise time synchronization to operate in Ordinary-Boundary, Peer to Peer Transparent Clock, End to End Transparent Clock, Master, Slave mode by each port
 - Provides SmartConfig for quick and easy mass Configuration Tool*
 - Supports SmartView™ for Centralized Management*
- *Please see Chapter 1- **Software Management** for more details

Specifications

Standard	IEEE 802.3	10Base-T 10Mbit/s Ethernet	
	IEEE 802.3u	100Base-TX, 100Base-FX, Fast Ethernet	
	IEEE 802.3ab	1000Base-T Gbit/s Ethernet over twisted pair	
	IEEE 802.3z	1000Base-X Gbit/s Ethernet over Fiber-Optic	
	IEEE 802.1d	STP (Spanning Tree Protocol)	
	IEEE 802.1w	RSTP (Rapid Spanning Tree Protocol)	
	IEEE 802.1s	MSTP (Multiple Spanning Tree Protocol)	
	ITU-T G.8032 / Y.1344	ERPS (Ethernet Ring Protection Switching)	
	IEEE 802.1Q	Virtual LANs (VLAN)	
	IEEE 802.1X	Port based and MAC based Network Access Control, Authentication	
	IEEE 802.3ac	Max frame size extended to 1522Bytes.	
	Standard	IEEE 802.3ad	Link aggregation for parallel links with LACP(Link Aggregation Control Protocol)
		IEEE 802.3x	Flow control for Full Duplex
		IEEE 802.1ad	Stacked VLANs, Q-in-Q
		IEEE 802.1p	LAN Layer 2 QoS/CoS Protocol for Traffic Prioritization
IEEE 802.1ab		Link Layer Discovery Protocol (LLDP)	
IEEE 802.3az	EEE (Energy Efficient Ethernet)		
VLAN ID	4094 IEEE 802.1Q VLAN VID		
Switch Architecture	Back-plane (Switching Fabric): 24Gbps (IGS-804SM-SE) 48Gbps (IGS-1608SM-SE) Full wire-speed		
Data Processing	Store and Forward		

Flow Control	IEEE 802.3x for full duplex mode Back pressure for half duplex mode		
Network Connector	8x 10/100/1000Base-T RJ-45 + 4x 100/1000Base-X SFP connector (IGS-804SM-SE) 16x 10/100/1000Base-T RJ-45+ 8x 100/1000Base-X SFP connector (IGS-1608SM-SE) RJ-45 UTP port support Auto negotiation speed, Auto MDI/MDI-X function, SFP port support dual speed with DDMI		
Console	RS-232 (RJ-45)		
Network Cable	UTP/STP Cat. 5e cable or above EIA/TIA-568 100-ohm (100meter)		
Protocols	CSMA/CD		
Reverse Polarity Protection	Supported		
Overload Current Protection	Supported		
CPU Watch Dog	Supported		
Power Consumption	Input Voltage	IGS-804SM-SE	IGS-1608SM-SE
	12 VDC	1.1W	1.7W
	24 VDC	12.4W	17.8W
	48 VDC	12.9W	20.2W
Power Supply	Redundant Dual DC 12/24/48V (9.6~60VDC) Input power Removable Terminal Block for input power connector		
LED	Per unit: Power 1 (Green), Power 2 (Green), Fault (Amber), CPU Act (Green), Ring Master (Yellow) Per RJ-45 port: 10/100 Link/Active (Green) 1000 Link/Active (Amber) SFP Fiber Per port: Link/Active (Green)		

Jumbo Frame	9.6KB
IEEE 802.3ac	Max frame size extended to 1522Bytes (allow Q-tag in packet)
MAC Address Table	8K
Memory Buffer	512K Bytes for packet buffer
Device Memory	16M Bytes Flash ROM, 128M Bytes RAM
Warning Message	System Syslog, SMTP/ e-mail event message, alarm relay
Alarm Relay Contact	Relay outputs with current carrying capacity of 1 A @24VDC
Removable Terminal Block	Provide 2 redundant power, alarm relay contact, 6 Pin
Operating Temperature	-10 ~ 60°C (IGS-804SM-SE, IGS-1608SM-SE) -40 ~ 75°C (IGS-804SM-SE-E, IGS-1608SM-SE-E)
Operating Humidity	5% to 95% (Non-condensing)
Storage Temperature	-40 ~ 85°C
Housing	Rugged Metal, IP30 Protection, Fanless
Dimensions	106 x 72 x 152 mm (D x W x H) (IGS-804SM-SE) 116 x 92 x 160 mm (Dx Wx H) (IGS-1608SM-SE)
Weight	0.74kg (IGS-804SM-SE) 1.35kg (IGS-1608SM-SE)
Installation Mounting	DIN Rail mounting, or wall mounting (optional)
MTBF	593,726 Hours (IGS-804SM-SE) 431,610 Hours (IGS-1608SM-SE) (MIL-HDBK-217)
Warranty	5 years

Software Specifications

Topology	
VLAN	IEEE 802.1q VLAN, up to 4094 802.1Q VLAN VID IEEE 802.1q VLAN, up to 4094 Groups IEEE 802.1ad Q-in-Q MAC-based VLAN, up to 256 entries IP Subnet-based VLAN, up to 128 entries Protocol-based VLAN(Ethernet, SNAP, LLC), up to 128 entries VLAN Translation, up to 256 entries Private VLAN for port isolation GVRP (GARP VLAN Registration Protocol) MVR (Multicast VLAN Registration)
Link Aggregation (Port Aggregation Trunk)	Static (Hash with SA, DA, IP, TCP/UDP port), Maximum trunk group : 6group (IGS-804SM-SE), 12group (IGS-1608SM-SE) Dynamic (IEEE 802.3ad LACP), Maximum trunk group : 6group (IGS-804SM-SE), 12group (IGS-1608SM-SE) Per group up-to 8 port
Spanning Tree	IEEE 802.1d STP IEEE 802.1w RSTP IEEE 802.1s MSTP
Multiple μ-Ring	up to 5 instances that each supports μ -Ring, μ -Chain or Sub-Ring type for flexible uses, and maximum up to 5 Rings. Recovery time <10ms The maximum number of devices allowed in a Ring supported ring is 250. (Please see CTC Union μ -Ring white paper for more details and more topology applications)
Loop Protection	Supported
ITU-T G.8032 / Y.1344 ERPS (Ethernet Ring Protection)	Recovery time <50ms Single Ring, Sub-Ring, Multiple ring topology network
QoS Features	
Class of Service	IEEE 802.1p 8 active priorities queues per port
Traffic Classification QoS	IEEE 802.1p based CoS IP Precedence based CoS IP DSCP based CoS QCL(QoS Control List): Frame Type, Source/Destination MAC, VLAN ID, PCP, DEI QCE(QoS Control Entry): Protocol, Source IP, IP Fragment, DSCP, TCP/UDP port number
Bandwidth Control for Ingress	100~1,000,000 when the "Unit" is "kbps" and 1~1,000 when the "Unit" is "Mbps"
Bandwidth Control for Egress	100~1,000,000 when the "Unit" is "kbps" and 1~1,000 when the "Unit" is "Mbps" Per queue / Per port shaper
DiffServ (RF 2474) Remarking	
Storm Control	for Unicast, Broadcast, Multicast

Certification	
EMC	CE (EN55024, EN55032)
EMI (Electromagnetic Interference)	FCC Part 15 Subpart B Class A, CE
Railway Traffic	EN50121-4
Immunity for Heavy Industrial Environment	EN61000-6-2
Emission for Heavy Industrial Environment	EN61000-6-4
EMS (Electromagnetic Susceptibility) Protection Level	EN61000-4-2 (ESD) Level 3, Criteria B EN61000-4-3 (RS) Level 3, Criteria A EN61000-4-4 (Burst) Level 3, Criteria A EN61000-4-5 (Surge) Level 3, Criteria B EN61000-4-6 (CS) Level 3, Criteria A EN61000-4-8 (PFMF, Magnetic Field) Field Strength: 300A/m, Criteria A
Safety	UL60950-1, EN60950-1, EN62368-1 (IGS-1608SM-SE) EN60950-1 (IGS-804SM-SE)
Hipot	DC 2.25KV for power to chassis ground, Ethernet ports to chassis ground
Surge protection	4KV for UTP and Fiber ports
Shock	IEC 60068-2-27
Freefall	IEC 60068-2-32
Vibration	IEC 60068-2-6

IP Multicasting Features	
IGMP / MLD Snooping	IGMP Snooping v1, v2, v3 / MLD Snooping v1, v2 Port Filtering Profile Throttling, Fast Leave Maximum Multicast Group : up to 1022 entries Query / Static Router Port

Security Features	
IEEE 802.1X	Port-Based MAC-Based
ACL	Number of rules : up to 256 entries for L2 / L3 / L4 L2 : Mac address SA/DA/VLAN L3: IP address SA/DA, Subnet L4: TCP/UDP

RADIUS authentication & accounting	
TACACS+ authentication & accounting, TACACS+ 3.0	
HTTPS, HTTP	Supported
SSL / SSH v2	Supported
User Name	Local Authentication
Password Authentication	Remote Authentication (via RADIUS / TACACS+)
Management Interface Access Filtering	Web, Telnet / SSH , CLI RS-232 console

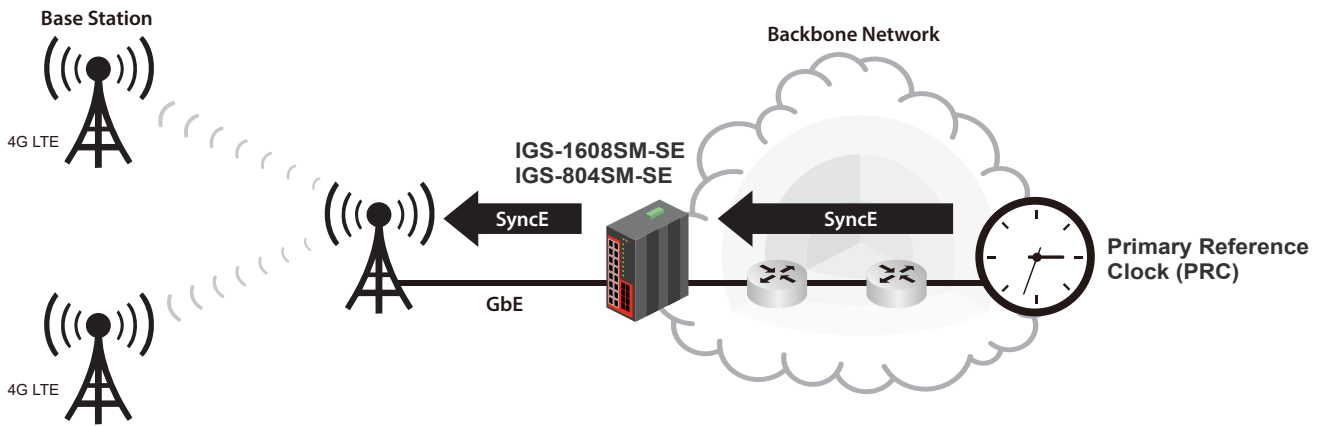
Management Features	
CLI	Cisco® like CLI
Web Based Management	
Telnet	Server
SNMP	V1, V2c, V3
Modbus TCP	Supported
SW & Configuration Upgrade	TFTP, HTTP, FTP client Redundant firmware in case of upgrade failure
RMON	RMON I (1, 2, 3, 9 group), RMON II
MIB	RFC1213 MIB II, Private MIB
UPnP	Supported
BootP	Bootstrap Protocol Supported
RARP	Reverse Address Resolution Protocol Supported
DHCP	Server, Client, Relay, Relay option 82 , Snooping
IP Source Guard	Supported
Port Mirroring	Supported
Event Syslog	Syslog server (RFC3164)
Warning Message	System syslog, e-mail, alarm relay
DNS	Client, Proxy
SyncE	ITU-T G.8262 Sync Ethernet
IEEE 1588 PTP V2	Support 5 operating mode in each port : Ordinary-Boundary, Peer to Peer Transparent Clock, End to End Transparent Clock, Master, Slave
NTP, SNTP	Client
LLDP (IEEE 802.1ab)	Link Layer Discovery Protocol LLDP-MED

IPv6 Features	
IPv6 Management	Telnet Server/ICMP v6
SNMP over IPv6	Supported
HTTP over IPv6	Supported
SSH over IPv6	Supported
IPv6 Telnet	Supported
IPv6 NTP, SNTP	Client
IPv6 TFTP	Supported
IPv6 QoS	Supported
IPv6 ACL	Number of rules: up to 256 entries for L2 / L3 / L4 L2 : Mac address SA/DA/VLAN L3: IP address SIP, Subnet (32bit) L4: TCP/UDP

Others Features	
Green Ethernet	Supports IEEE 802.3az EEE (Energy Efficient Ethernet) Management to optimize the power consumption Determine the cable length and lowering the power for ports with short cables Lower the power for a port when there is no link LED Power Management :Adjustment LEDs intensity
Cable Diagnostic	Measuring UTP cable normal or broken point distance

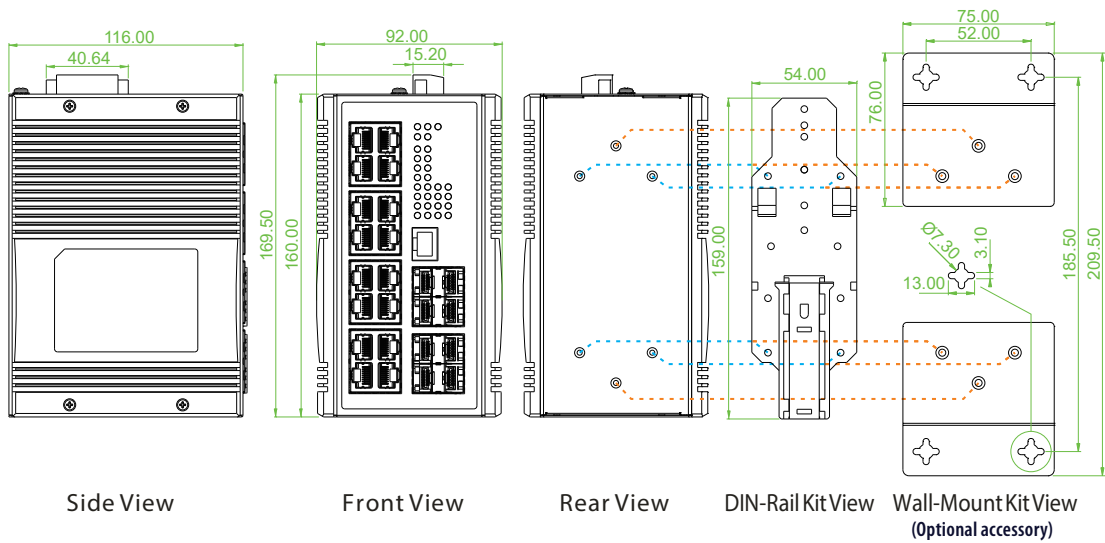
Application

Figure : Application for mobile fronthaul



Dimensions

► IGS-1608SM-SE



Side View

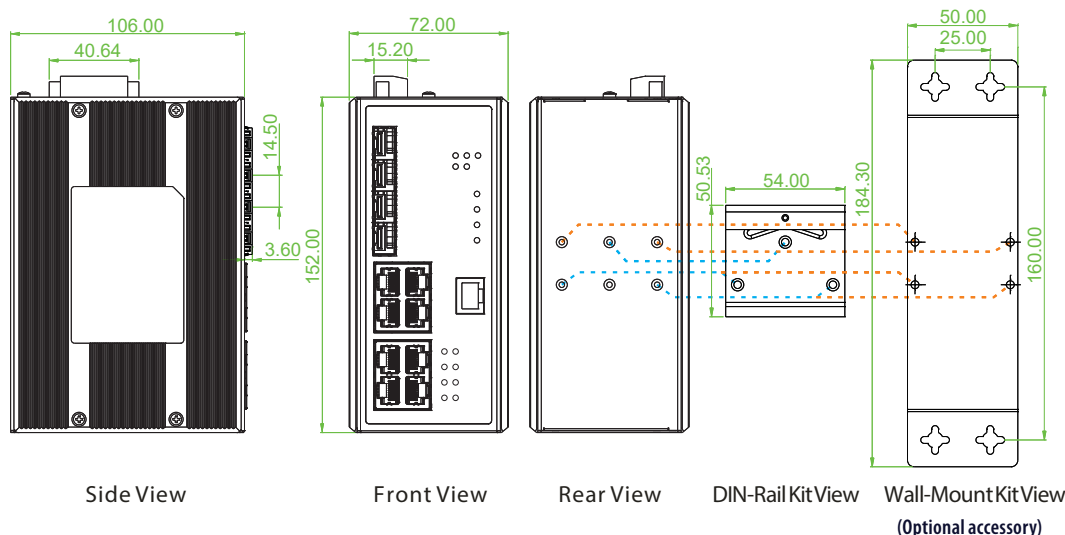
Front View

Rear View

DIN-Rail Kit View

Wall-Mount Kit View
(Optional accessory)

► IGS-804SM-SE



Ordering Information

Model Name	Managed	Total Port	Port		Certification					Operating Temperature
			UTP Port 10/100/1000 Base-T	Fiber Port 100/1000 Base-X	Railway EN50121-4	Safety UL60950-1	EN60950-1 EN62368-1	EN61000-6-2 EN61000-6-4	CE FCC	
IGS-804SM-SE	V	12	8	4 SFP	V		EN60950-1	V	V	-10~60°C
IGS-804SM-SE-E	V	12	8	4 SFP	V		EN60950-1	V	V	-40~75°C
IGS-1608SM-SE	V	24	16	8 SFP	V	V	V	V	V	-10~60°C
IGS-1608SM-SE-E	V	24	16	8 SFP	V	V	V	V	V	-40~75°C

Package List

- IGS-1608SM-SE or IGS-804SM-SE device
- Console cable (RJ-45 to DB9)
- Din Rail with screws
- Terminal block
- Protective caps for SFP ports

Optional Accessories

Wall Mount Kit Accessories

IND-WMK02	Wall Mount kit for Industrial product (Wide) (184 x 50mm) (For IGS-804SM-SE)
IND-WMK04	Wall Mount kit for Industrial product (2 pcs in 1 set, 76mm x 75mm x 2pcs) (For IGS-1608SM-SE)

Industrial SFP Transceiver

The ISFP series of industrial grade SFP modules have been fully tested with the series product for guaranteed compatibility and performance. The best performance can be guaranteed even in mission-critical applications. (Please see CTC Union's Industrial SFP datasheet for more details and more items.)

ISFP-M7000-85-D(E)	Industrial SFP GbE 1000Base-SX, M/M, 500 meter, wave length 850nm, 7.5dB, LC, DDMI, -10~70°C (-40~85°C)
ISFP-S7020-31-D(E)	Industrial SFP 1000Base-LX, S/M, 20km, wave length 1310nm, 15dB, LC, DDMI, -10~70°C (-40~85°C)
ISFP-T7T00-00-(E)	Industrial SFP 10/100/1000Base-T UTP 100meter, -10~70°C (-40~85°C)
ISFP-M5002-31-D(E)	Industrial SFP 155M 100Base-FX, MM, 2km, wave length 1310nm, 12dB, LC, DDMI, -10~70°C (-40~85°C)
ISFP-S5030-31-D(E)	Industrial SFP 155M 100Base-FX, SM, 30km, 1310nm, 19dB, LC, DDMI, -10~70°C (-40~85°C)

Industrial Power Supply

MDR-40-24	Industrial Power, Input 85 ~ 264VAC/120 ~ 370VDC, Output 24VDC, 40W, -20 ~ +70°C
MDR-40-48	Industrial Power, Input 85 ~ 264VAC/120 ~ 370VDC, Output 48VDC, 40W, -20 ~ +70°C

Industrial Optical Fiber Bypass Switch

IBP-202	Optical Fiber Bypass Switch
---------	-----------------------------

4 GbE SyncE Switch IGS-1608SM-SE & IGS-804SM-SE