

MCPE-01T

End user terminating box

Description:

Wall outlet MCPE-01T is designed for FTTH applications, it is used to terminate optical cables to pigtails at customer premises. It is mounted on the wall. The MCPE-01T provides mechanical protection and managed fiber control in an attractive format. The cable is fed to the wall outlet from top side, bottom side or from the back. A patchcord leads from the wall outlet to the active equipment (CPE – Customer Premises Equipment). The MCPE-01T allows installation of one or two adapters, based on standard SC footprint.

Features:

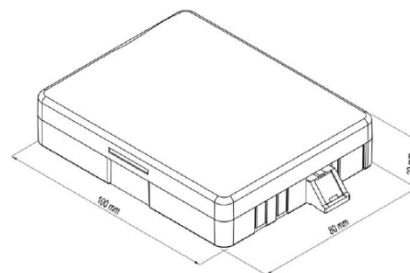
- Hinged/detachable splice cassette
- Detachable cap
- One or two SC adapters
- Compact design
- Separate fiber guiding
- Suitable for heat-shrinkable splice-protection as well as for mechanical splice protection



MCPE-01T box

Technical Description

Material	ABS
Color	White (RAL 9010)
Operating temperature	-40 to +75 °C (acc. EN 60068-2-1 and EN 60068-2-1)
Flammability	UL94 HB
IP Protection class	IP42 (according IEC 60529)
Dimensions	100 x 80 x 22 mm (LxWxH)
Weight	60 g (without adapters and pigtails)



Standard accessories:

MCPE-01T body
Cover
Splice cassette
Cable ties, 2 pcs
Mounting screws, wall plastic plugs

Optional:

Pigtails¹:	USC-09 S7A-PS-001	SC/PC, SM ultra polished, semitight, 1 m length
	NSC-09 S7A-PS-001	SC/APC, SM angle polished, semitight, 1 m length
	ULC-09 S7A-PS-001	LC/PC, SM ultra polished, semitight, 1 m length
	NLC-09 S7A-PS-001	LC/APC, SM angle polished, semitight, 1 m length
Adapters²:	A-SC/PC-01-01 BL-02	SC/PC blue, zirconia sleeve
	A-SC/APC-01-01 GR-02	SC/APC green, zirconia sleeve
	A-LC-D/PC-01-05 BL	duplex LC/PC blue, zirconia sleeve
Splice protection sleeves		according to pigtails ordered, 40 mm recommended

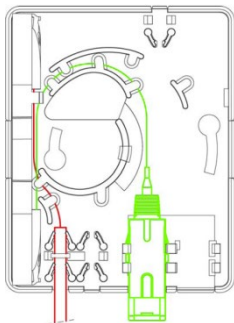
Ordering Code:

MCPE-01T	-	X	-	XXX
		Fibers³		Coupling type
		1-4		SC SC M Multimode
				DLC duplex LC S Singlemode
				A APC

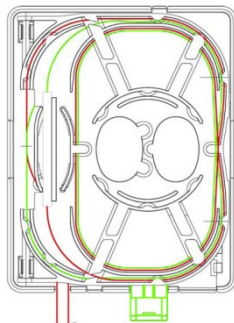
Note: 1) other types on request
 2) adapters are recommended installation without metal clip
 3) SC connectors up to 2 fibers, LC up to 4 fibers

Application diagram:

The pictures below present entrance of installation cable to wall outlet and routing of excess cable inside splice cassette and "Cold Splice Protector".



MCPE-01T-1-SCA with installed SC/APC pigtail



MCPE-01T-1-SCS